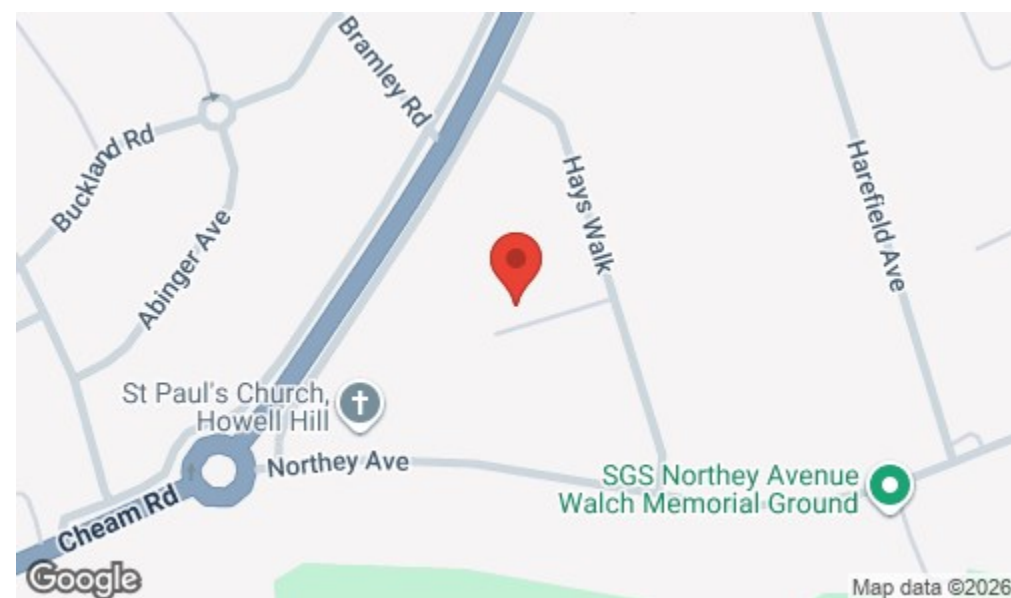


## Location

### Location Map



### Important Note

Centro Residential Sales and Lettings limited have not tested any services, heating system, electrical system, appliances, fixtures and fittings, that may be included in this property and would advise interested parties to satisfy themselves as to their condition or investigating the presence of any deleterious materials.

Viewing: Strictly by appointment through:

**CENTRO RESIDENTIAL SALES AND LETTINGS LIMITED**

Tel: 020 8401 5000

E-mail: [residential@centro.plc.uk](mailto:residential@centro.plc.uk)

See a selection of our properties at [www.centro.plc.uk](http://www.centro.plc.uk)

## £3,000 Per Month - Cheyham Gardens, South Cheam, SM2 7NH



### Description

- Four Bedrooms
- Detached Bungalow
- Spacious Living
- Stunning Rear Garden
- Cul-De-Sac Location
- Garage and Driveway
- Council Tax Band : F
- EPC Rating : E

### Features

- Gas Central Heating
- Double Glazing
- Neutral Décor

### What you need to know

- Term: 12 months
- Rent: £3000pcm exclusive of bills
- Security deposit: £3461.00
- Council Tax Band: F
- Energy Rating: E



## Accommodation

### Additional Photo



All dimensions and measurements are approximate and for guidance only.

#### *Just Centro's Opinion...*

An impressive chalet style detached Bungalow offering three/four bedrooms (one en-suite), and generously proportioned accommodation that also includes a light and airy main reception room opening onto a conservatory, and a kitchen/dining room with French doors facing to the rear.

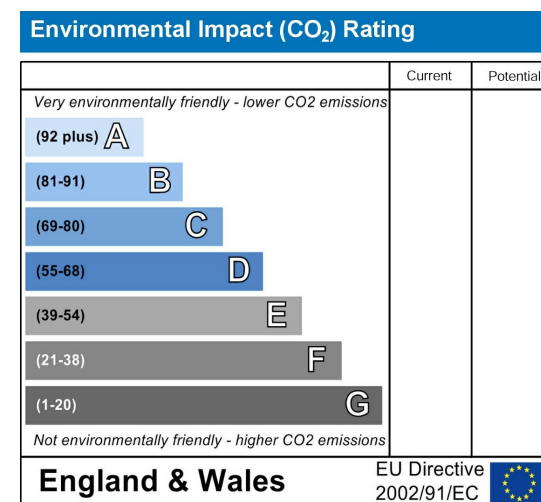
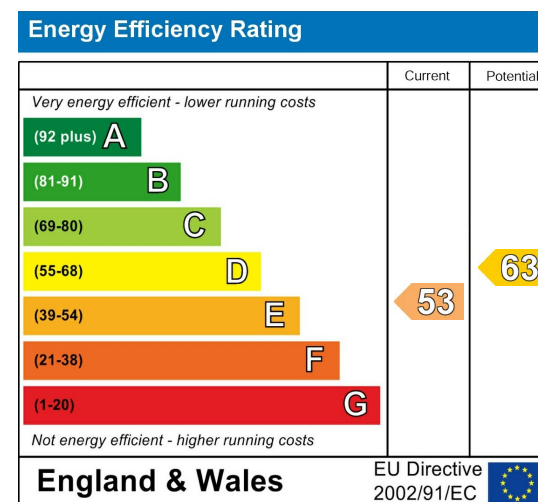
The property also has the added advantage of a spectacular landscaped rear garden.

Located at the end of a sought-after cul-de-sac, you have added benefits of a detached garage, off-street parking, ample storage, utility room, a walk-in wardrobe, gas central heating and double glazing.

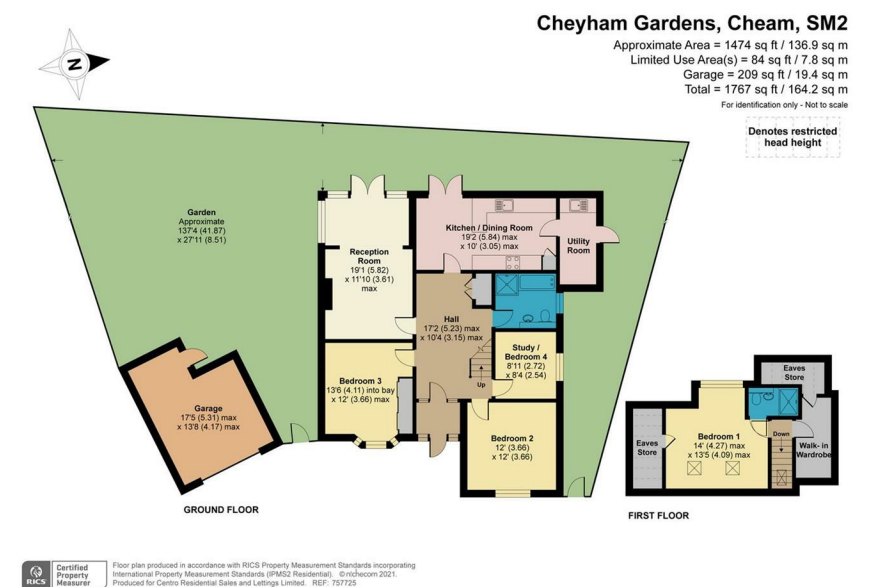
For schools you have both Cuddington Croft Primary School and Nonsuch High School which are both walking distance.

A rare opportunity not to be missed and viewings are highly recommended.

### EPC Graph



### Floor Plan



For illustration purposes only